




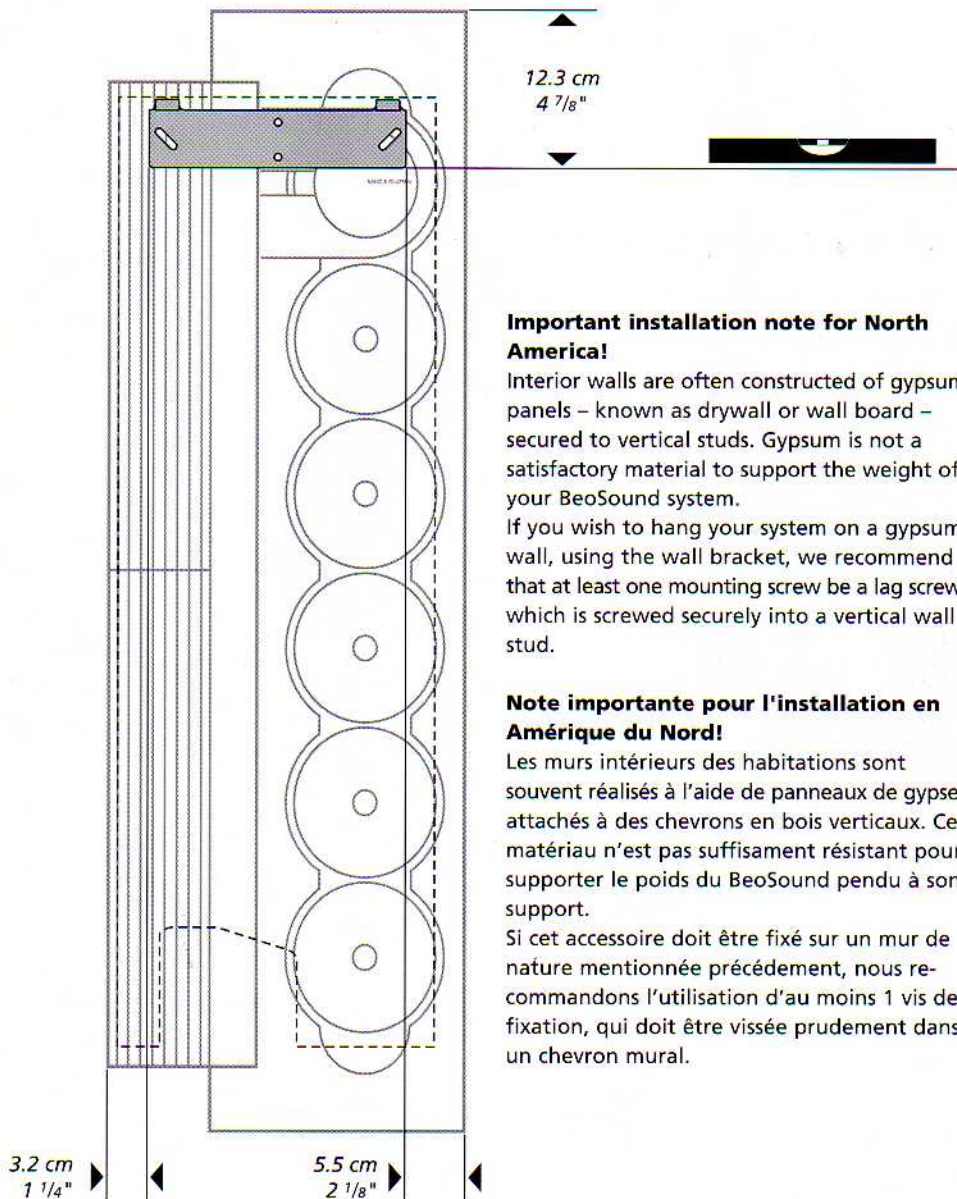
Bang & Olufsen

This manual was scanned by
and available FREE at www.lconic-AV.co.uk

B R A C K E T 2 0 6 3



This manual was scanned by
and available FREE at www.lconic-AV.co.uk



Important installation note for North America!

Interior walls are often constructed of gypsum panels – known as drywall or wall board – secured to vertical studs. Gypsum is not a satisfactory material to support the weight of your BeoSound system.

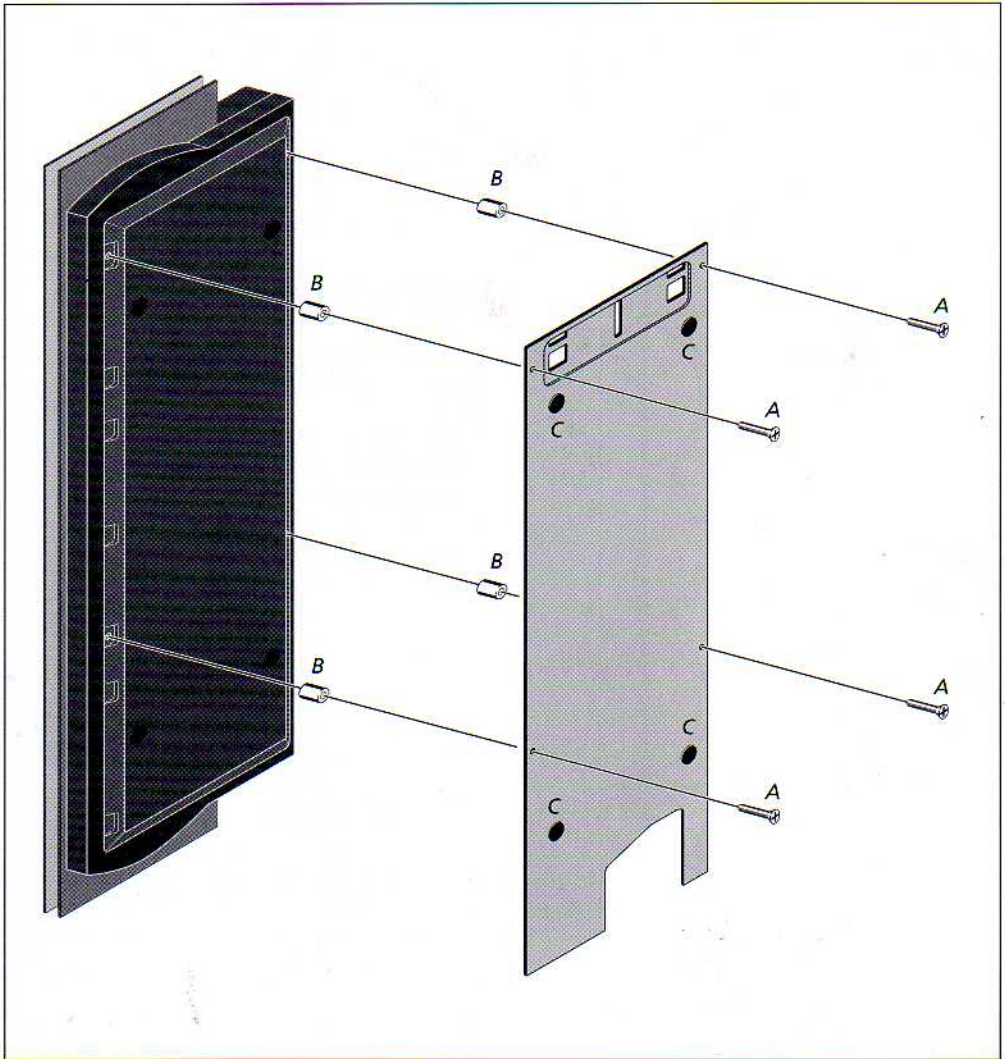
If you wish to hang your system on a gypsum wall, using the wall bracket, we recommend that at least one mounting screw be a lag screw, which is screwed securely into a vertical wall stud.

Note importante pour l'installation en Amérique du Nord!

Les murs intérieurs des habitations sont souvent réalisés à l'aide de panneaux de gypse attachés à des chevrons en bois verticaux. Ce matériau n'est pas suffisamment résistant pour supporter le poids du BeoSound pendu à son support.

Si cet accessoire doit être fixé sur un mur de nature mentionnée précédemment, nous recommandons l'utilisation d'au moins 1 vis de fixation, qui doit être vissée prudemment dans un chevron mural.

This manual was scanned by
and available FREE at www.Iconic-AV.co.uk



**This manual was scanned by
and available FREE at www.lconic-AV.co.uk**